

### Specifications

Models	S-60 X / S-60 XC		S-65	
Measurements	US	Metric	US	Metric
Working height maximum*	64 ft 4 in	19.79 m	71 ft	21.80 m
Platform height maximum	58 ft 4 in	17.79 m	65 ft	19.80 m
Horizontal reach maximum	50 ft 10 in	15.48 m	56 ft 2 in	17.10 m
Below ground reach	5 ft 7 in	1.70 m	8 ft 11 in	2.72 m
<b>A</b> Platform length	3 ft	0.91 m	3 ft	0.91 m
<b>B</b> Platform width	8 ft	2.44 m	8 ft	2.44 m
<b>C</b> Height - stowed	8 ft 11 in	2.72 m	8 ft 11 in	2.72 m
Height - stowed Trax	9 ft 1 in	2.77 m	9 ft 1 in	2.77 m
<b>D</b> Length - stowed	27 ft 9 in	8.46 m	30 ft 11 in	9.42 m
Length - transport (jib tucked under)	—	—	25 ft	7.60 m
<b>E</b> Width (with standard tires)	8 ft 2 in	2.49 m	8 ft 2 in	2.49 m
Width - Trax	8 ft 6 in	2.59 m	8 ft 6 in	2.59 m
<b>F</b> Wheelbase	8 ft 3 in	2.51 m	8 ft 3 in	2.51 m
<b>G</b> Ground clearance - center	1 ft 2.5 in	0.37 m	1 ft 2.5 in	0.37 m
- Trax center	1 ft 5 in	0.43 m	1 ft 5 in	0.43 m

### Productivity

Lift capacity - X	500 lbs/1000 lbs	227 kg/454 kg	500 lbs	227 kg
- XC	750 lbs/1250 lbs	340 kg/680 kg		
Platform rotation	160°		160°	
Vertical jib rotation	—		135°	
Turntable rotation	360° continuous		360° continuous	
Turntable tailswing	4 ft	1.22 m	4 ft	1.22 m
Drive speed - 4WD stowed	3.0 mph	4.8 km/h	3.0 mph	4.8 km/h
- Trax stowed	2.3 mph	3.7 km/h	2.3 mph	3.7 km/h
- raised or extended	0.68 mph	1.1 km/h	0.68 mph	1.1 km/h
Gradeability - 2WD - stowed**	30%		30%	
- 4WD - stowed**	45%		45%	
Turning radius - inside	7 ft 9 in	2.36 m	7 ft 9 in	2.36 m
- outside	18 ft 2 in	5.54 m	18 ft 9 in	5.72 m
- Trax option inside	12 ft	3.66 m	12 ft	3.66 m
- Trax option outside	22 ft 3 in	6.78 m	22 ft 3 in	6.78 m
Controls	12 V DC proportional		12 V DC proportional	
Tires - RT Lug	355/55D 625		355/55D 625	

### Power

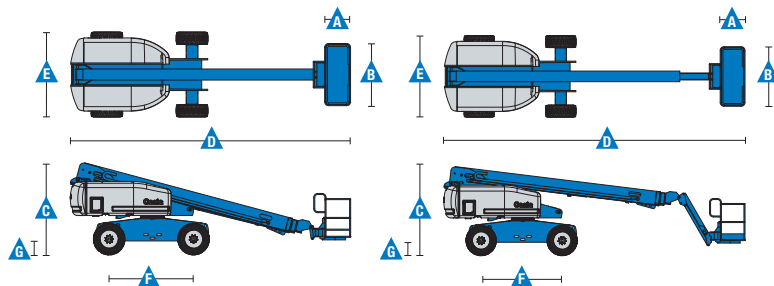
Power source	48 hp (35.79 kW) Deutz diesel T4f D2.9L4 48 hp (35.79 kW) Perkins diesel T4f 404F-22 74 hp (55 kW) Deutz turbo diesel T4i D2011L04i 75 hp (56 kW) Ford gas/LPG MSG425			
Auxiliary power unit	12 V DC			
Hydraulic tank capacity	45 gal	170 L	45 gal	170 L
Fuel tank capacity - diesel	35 gal	132 L	35 gal	132 L
- gas	30 gal	113.6 L	30 gal	113.6 L

### Weight\*\*\*

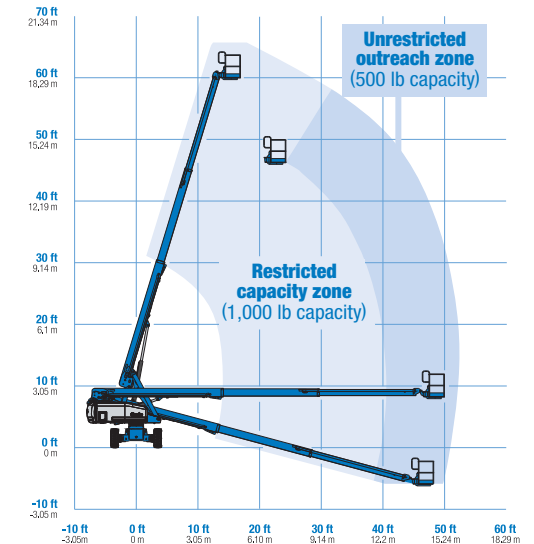
2WD	20,570 lbs	9,330 kg	22,100 lbs	10,024 kg
4WD	20,740 lbs	9,408 kg	22,270 lbs	10,102 kg
Trax	25,430 lbs	11,535 kg	26,960 lbs	12,229 kg
XC****	21,967 lbs	9,964 kg		

### Standards Compliance

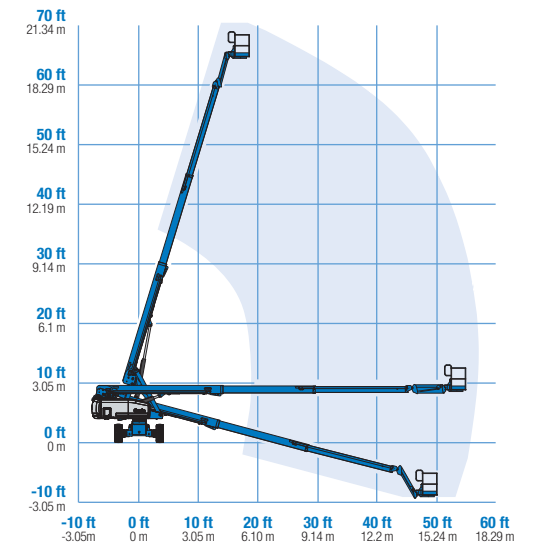
ANSI A92.5, CSA B354.4, EN 280, AS 1418.10



### Range Of Motion S-60 X



### Range Of Motion S-65 (500 lb capacity)



\* The metric equivalent of working height adds 2 m to platform height. U.S. adds 6 ft to platform height.

\*\* Gradeability applies to driving on slopes, see operator's manual for details regarding slope ratings.

\*\*\* Weight will vary depending on slope, see operator's manual for details regarding slope ratings.

\*\*\*\* S-60 XC not available with track system

### Features

Standard Features	Easily Configured To Meet Your Needs	Options & Accessories
<p><b>Measurements</b></p> <p><b>S-60 X</b></p> <ul style="list-style-type: none"> <li>64 ft 4 in (19.79 m) working height</li> <li>50 ft 10 in (15.48 m) horizontal reach</li> <li>500 lbs (227 kg) unrestricted and 1000 lbs (454 kg) restricted lift capacity</li> </ul> <p><b>S-60 XC</b></p> <ul style="list-style-type: none"> <li>64 ft 4 in (19.79 m) working height</li> <li>50 ft 10 in (15.48 m) horizontal reach</li> <li>750 lbs (340 kg) unrestricted and 1250 lbs (680 kg) restricted lifting capacity</li> </ul> <p><b>S-65</b></p> <ul style="list-style-type: none"> <li>71 ft (21.80 m) working height</li> <li>56 ft 2 in (17.10 m) horizontal reach</li> <li>500 lbs (227 kg) lift capacity</li> </ul> <p><b>Productivity</b></p> <ul style="list-style-type: none"> <li>Self-leveling platform</li> <li>160° hydraulic platform rotation</li> <li>Proportional joystick controls</li> <li>Fuel select switch on platform and ground control panels (Gas/LPG models)</li> <li>Drive enable</li> <li>AC power cord to platform</li> <li>Horn</li> <li>Hour meter</li> <li>Tilt alarm</li> <li>Descent alarm</li> <li>360° continuous turntable rotation</li> <li>Positive traction drive</li> <li>Two speed wheel motors</li> </ul> <p><b>Power</b></p> <ul style="list-style-type: none"> <li>12 V DC auxiliary power</li> <li>Anti-restart engine protection</li> <li>Auto engine fault shutdown</li> <li>Swing out engine tray</li> <li>Intake air heater (Deutz engine)</li> </ul>	<p><b>Platform Options</b></p> <ul style="list-style-type: none"> <li>Steel 8 ft (2.44 m) (standard)</li> <li>Steel 6 ft (1.83 m)</li> <li>Steel 8 ft (2.44 m) tri-entry</li> <li>Steel 4 ft (1.22 m)</li> </ul> <p><b>Jib Options</b></p> <ul style="list-style-type: none"> <li>Non-jib (S-60 only)</li> <li>5 ft (1.52 m) jib boom (S-65 only)</li> </ul> <p><b>Engine Options</b></p> <ul style="list-style-type: none"> <li>48 hp (35.79 kW) Deutz diesel T4f* (standard)</li> <li>48 hp (35.79 kW) Perkins diesel T4f*</li> <li>74 hp (55 kW) Deutz turbo diesel T4i**</li> <li>75 hp (56 kW) Ford gas/LPG</li> </ul> <p><b>Drive Options</b></p> <ul style="list-style-type: none"> <li>2WD</li> <li>4WD (standard)</li> </ul> <p><b>Axle Options</b></p> <ul style="list-style-type: none"> <li>Active oscillation (4WD)</li> <li>Non-oscillating (2WD)</li> </ul> <p><b>Tire Options</b></p> <ul style="list-style-type: none"> <li>Rough terrain air-filled (standard)</li> <li>Rough terrain foam-filled</li> <li>Rough terrain non-marking (air or foam-filled)</li> <li>High flotation air-filled</li> <li>Sealant treated air-filled</li> <li>Trax (track system)</li> </ul>	<p><b>Productivity Options</b></p> <ul style="list-style-type: none"> <li>Platform swing gate</li> <li>Half-mesh platform inserts with swing gate</li> <li>Platform top auxiliary rail</li> <li>Welder Ready package</li> <li>Weld leads to platform</li> <li>Air line to platform</li> <li>Hydraulic oil cooler</li> <li>Biodegradable hydraulic oil</li> <li>Hostile environment kit</li> <li>Deluxe hostile environment kit</li> <li>Aircraft protection package (6 ft platform)</li> <li>Thumb rocker steer</li> <li>Tool tray</li> <li>Alarm package</li> <li>Panel cradle package (tri-entry platform only)</li> <li>Lockable platform control box covers</li> <li>Second battery</li> <li>Tow package</li> <li>Work light package</li> <li>Operator Protective Structure</li> </ul> <p><b>Power Options</b></p> <ul style="list-style-type: none"> <li>Engine gauge package***</li> <li>AC generator packages (110V/-220V/50Hz, 3000W)</li> <li>Cold Weather Packages</li> <li>Diesel scrubber/spark arrestor muffler (catalytic muffler)****</li> <li>LPG tank 33.5 lbs (15.19 kg) capacity</li> <li>Intake air pre-cleaner****</li> </ul> <p>* Also available as Tier 4i in limited regions  ** Available only with Track system option  *** Available only with Ford engine  **** Available only with Tier4i diesel engines</p>



### Genie United States

18340 NE 76th Street  
P.O. Box 97030  
Redmond, Washington 98073-9730  
Telephone +1 (425) 881-1800  
Toll Free in USA/Canada +1 (800)-536-1800  
Fax +1 (425) 883-3475

### Distributed By:

Effective Date: January, 2014. Product specifications and prices are subject to change without notice or obligation. The photographs and/or drawings in this document are for illustrative purposes only. Refer to the appropriate Operator's Manual for instructions on the proper use of this equipment. Failure to follow the appropriate Operator's Manual when using our equipment or to otherwise act irresponsibly may result in serious injury or death. The only warranty applicable to our equipment is the standard written warranty applicable to the particular product and sale and we make no other warranty, express or implied. Products and services listed may be trademarks, service marks or trade names of Terex Corporation and/or their subsidiaries in the USA and many other countries. Genie is a registered trademark of Terex South Dakota, Inc. © 2014 Terex Corporation.